





LR SERIES

CONDUIT BODIES



INCLUDES:

-  x 2 cover screws
-  set screws for EMT
-  x 1 neoprene gasket
-  x 1 stamped aluminum cover



CONSTRUCTION

- Die cast aluminum combination fitting (EMT and rigid) available in 1/2", 3/4", 1", 1-1/4", 1-1/2", 1-3/4" and 2" sizes.
- Unit is threaded for rigid conduit and has set screws for EMT.
- Durable grey powder coat paint finish.

FEATURES

- Product includes conduit body, black neoprene gasket, stamped aluminum cover with screws.

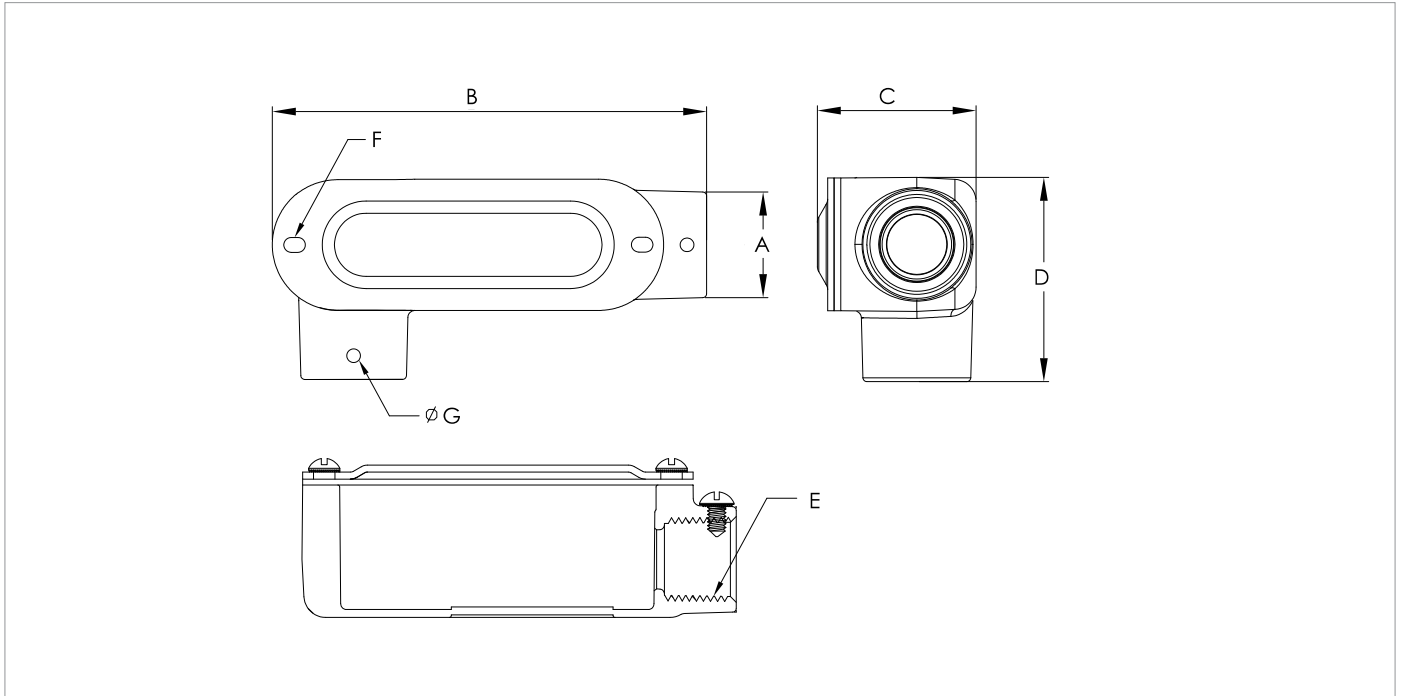
APPLICATION:

-  Ideal for industrial or commercial use
-  Weather resistant

CERTIFICATION:



DIMENSIONS



PRODUCT	A	B	C	D	E CONDUIT SIZE	F COVER SCREWS	G SET SCREWS
LR-50-CG CONDUIT BODY	1.06	4.37	2.01	1.55	1/2"	2x8-32	2x10-24
LR-75-CG CONDUIT BODY	1.31	5.12	2.27	1.81	3/4"	2x8-32	2x10-24
LR-100-CG CONDUIT BODY	1.56	5.91	2.65	2.12	1"	2x8-32	2x10-24
LR-125-CG CONDUIT BODY	2.00	7.68	3.42	2.74	1-1/4"	2x12-24	4x1/4-20
LR-150-CG CONDUIT BODY	2.24	7.68	3.42	2.89	1-1/2"	2x12-24	4x1/4-20
LR-200-CG CONDUIT BODY	2.70	10.02	4.20	3.58	2"	2x12-24	4x1/4-20

ORDER INFO

STOCK CODE / DESCRIPTION
008791 LR-50-CG CONDUIT BODY
008792 LR-75-CG CONDUIT BODY
008793 LR-100-CG CONDUIT BODY
008794 LR-125-CG CONDUIT BODY
008795 LR-150-CG CONDUIT BODY
008796 LR-200-CG CONDUIT BODY