





LRL SERIES

CONDUIT BODIES



INCLUDES:

-  x 2 cover screws
-  set screws for EMT
-  x 1 neoprene gasket
-  x 1 stamped aluminum cover



CONSTRUCTION

- Die cast aluminum combination fitting (EMT and rigid) available in 1/2", 3/4", 1", 1-1/4", 1-1/2", 1-3/4" and 2" sizes.
- Unit is threaded for rigid conduit and has set screws for EMT.
- Durable grey powder coat paint finish.

FEATURES

- Product includes conduit body, black neoprene gasket, stamped aluminum cover with screws.

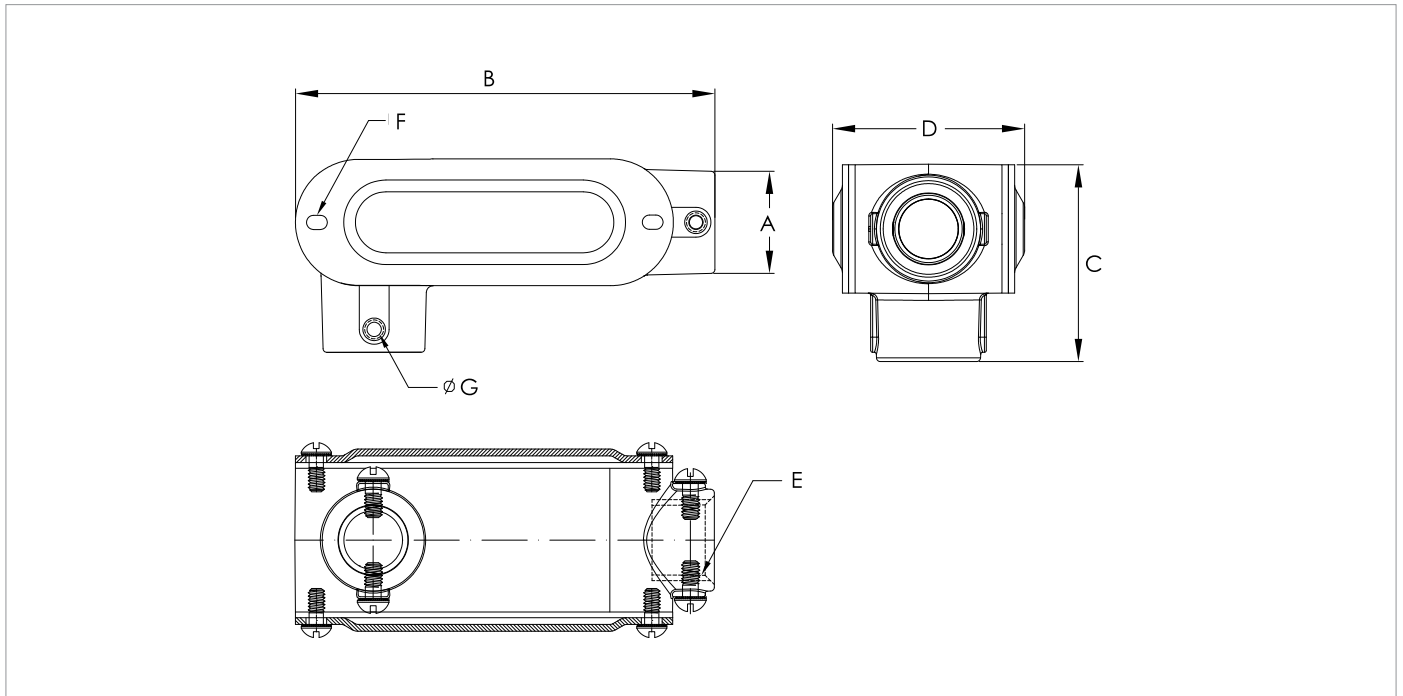
APPLICATION:

-  Ideal for industrial or commercial use
-  Weather resistant

CERTIFICATION:



DIMENSIONS



PRODUCT	A	B	C	D	E CONDUIT SIZE	F COVER SCREWS	G SET SCREWS
LRL-50-CG CONDUIT BODY	1.06	4.37	2.01	1.93	1/2"	2x8-32	2x10-24
LRL-75-CG CONDUIT BODY	1.31	5.12	2.27	2.18	3/4"	2x8-32	2x10-24
LRL-100-CG CONDUIT BODY	1.56	5.99	2.74	2.56	1"	2x8-32	2x10-24
LRL-125-CG CONDUIT BODY	2.00	7.81	3.41	3.20	1-1/4"	2x12-24	4x1/4-20
LRL-150-CG CONDUIT BODY	2.25	7.82	3.41	3.46	1-1/2"	2x12-24	4x1/4-20
LRL-200-CG CONDUIT BODY	2.70	10.10	4.19	4.22	2"	2x12-24	4x1/4-20

ORDER INFO

STOCK CODE / DESCRIPTION
008797 LRL-50-CG CONDUIT BODY
008798 LRL-75-CG CONDUIT BODY
008799 LRL-100-CG CONDUIT BODY
008800 LRL-125-CG CONDUIT BODY
008801 LRL-150-CG CONDUIT BODY
008802 LRL-200-CG CONDUIT BODY