



LHB2S-LED

Linear Highbay LED

Colour Selectable

Wide Voltage Range
120-347V



IDEAL APPLICATIONS

- ✓ Manufacturing
- ✓ Warehousing
- ✓ Commercial Spaces

DESCRIPTION:

The LHBS-LED series is an easy to install fixture that provides well-distributed uniform lighting and is ideal for large indoor spaces such as warehousing, commercial spaces and manufacturing applications. LHBS-LED is an ideal one-for-one replacement for conventional lighting systems such as HID and fluorescent.

FEATURES:

Construction

- Steel housing with a white powder paint finish. Standard unit comes with a polycarbonate matte lens.

Electrical

- Standard fixture has a high efficiency LED driver that operates at 120-347V. Drivers have a 4KV internal surge suppressor. The operating temperature is -25°C to +50°C.

Light Performance

- Standard unit comes with a CCT selectable switch (4000K/5000K). The fixture has a CRI of 80. The fixture has a beam angle distribution of 90 degrees.

Controls

- 12V DC Motion Sensor (easy to install with twist lock mechanism), Motion Sensor Remote Control (for custom configurations) are offered separately.
- Factory Installed Option: Lutron Athena Wireless Node allows zone and control changes digitally and wirelessly in a smart control system.

Mounting

- Standard fixture comes with suspending chain (6ft long). Wire Guard and Surface/pendant mount kit (used for surface or pendant mountings) are offered separately.

SPECIFICATIONS

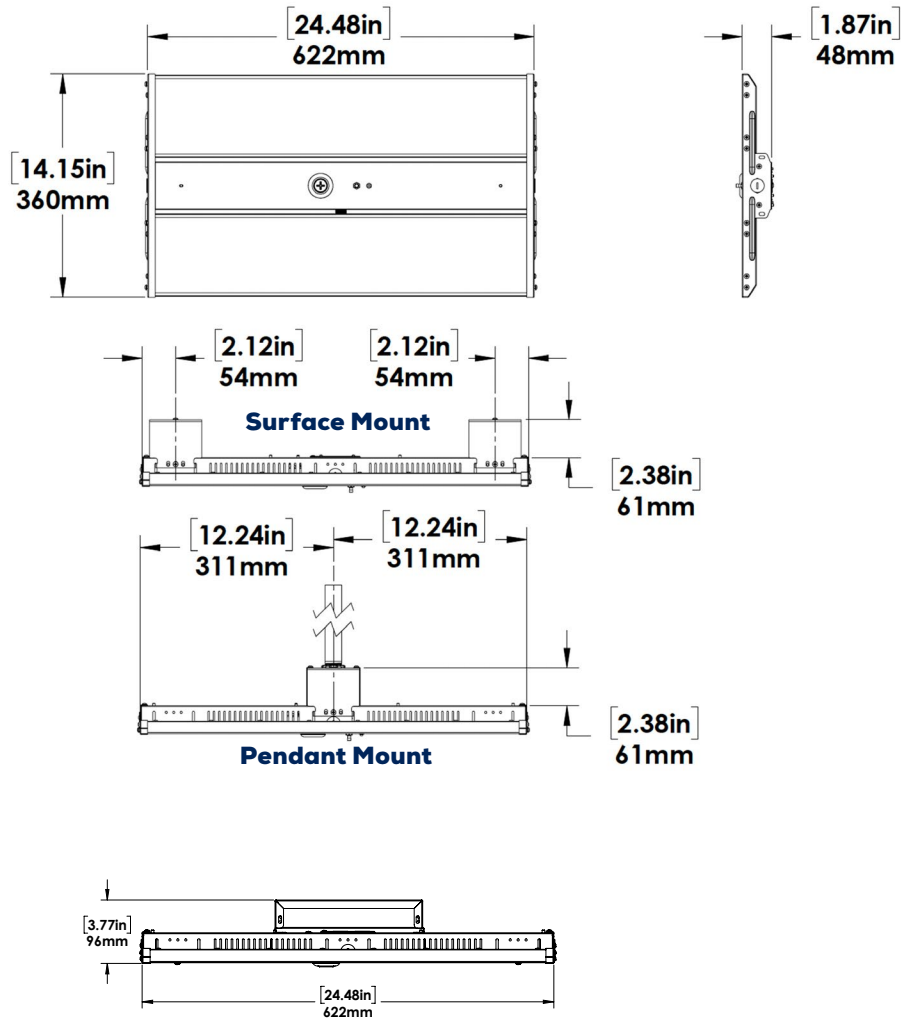
LHB2S-LED220

Watts (W)	215.2
Lumens	29113.3
Efficacy (Lm/W)	135.3
Voltage	120-277V, 120-347V
Colour Temp	VK - Colour Selectable (4K/5K)
CRI	80
Dimming	0-10V Dimming (10-100%)
THD	15%
PF	0.9
Beam Distribution	90 Degrees
LED Life @ 100,000 hours	81%
Housing Finish	White*
Housing Details	Steel
Lens Details	PC Matte Lens
Mounting	Surface Mount, Pendant Mount, Suspended Mount*
Number of Conduit Entries	6
Operating Temp.	-25°C to +50°C
Power Cord Cable Length	12" Wire Leads
Options Sold Separately	Surface/Pendant Mount Kit, Wire Guard, DC Motion Sensor (Microwave), DC Motion Sensor Remote Control, 10 ft Power Cord
Factory Installed Options	W Battery Back Up is available for 120-347V Rated to operating temperature of (10°C to +60°C) 20W Battery Back Up is available for 120-277V Rated to operating temperature of (0°C to +50°C) Lutron Athena Wireless Lighting Control
Certifications	UL, Damp Location Rated, 5 Year Warranty, IP20, DLC Premium

*Standard Configuration



DIMENSIONS:



AMPERAGE DRAW & SURGE PROTECTION

	CURRENT (A)					SURGE PROTECTION (kV)
	120V	208V	240V	277V	347V	120-347V
LHB2S-LED	1.93A	1.12A	0.97A	0.84A	0.67A	4kV

TM-21 ESTIMATED LUMEN MAINTENANCE

	50,000 Hours	75,000 Hours	100,000 Hours
LHB2S-LED	90.3%	85.7%	81.4%

WEIGHTS (lbs)

LHB2S-LED	9.7
-----------	-----

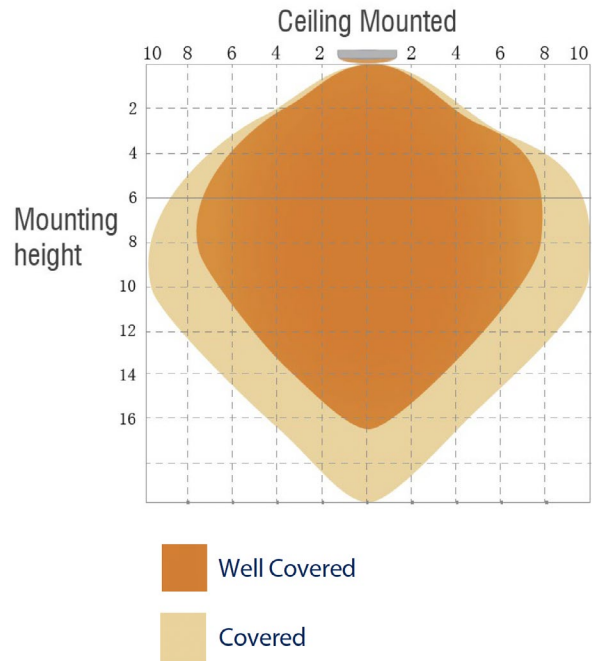
LHBS DC MOTION SENSOR (MICROWAVE) SETTINGS

SENSOR SPECIFICATIONS

SPECIFICATIONS	
Operating Voltage	12V DC
Operating Current	30mA
Output	0-10V DC
Stand-by Power	0.5W
Frequency	5.8GHz +/-75MHz
IP Rating	IP65
Detection Angle	30° - 150°
Mounting Height	Max 15m (50ft)
Brightness	70%/80%/90%/100%
Sensitivity	20%/50%/75%/100%
Hold time	10s/1min/10min/30min
Daylight threshold	10Lux/30Lux/50Lux/100Lux/ Disabled
Stand-by time	1min/30min/60min/+∞
Stand-by Dimming Level	10%/20%/30%/50%


DEFAULT SETTINGS	
Brightness	70%
Sensitivity	20%
Hold time	10s
Daylight threshold	Disabled
Stand-by time	+ ∞
Stand-by Dimming Level	10%

SENSOR DETECTION RANGE (M)



LHBS DC MOTION SENSOR REMOTE CONTROL SETTINGS

SPECIFICATIONS



Bottom Section:
Button Setting Area

BUTTON	FUNCTION
ON/OFF	Long press until the brightness indicator light is on. Then press to permanently turn on and off the fixture.
BRIGHTNESS	Sets the highest light fixture brightness when motion is detected.
SEND	Uploads the selected remote-control parameters to the light fixture sensor.
HOLD TIME	The time the light fixture will remain at the brightness setting after it detects motion.
STAND-BY DIM	The Dim level that the light fixture will dim down after the Hold Time has expired.
STAND-BY TIME	The time the light fixture will remain in the Stand-by dim state before it shuts off. To disable the light from shutting off, select the INFINITY icon.
SENSITIVITY	Sets the sensitivity to which the sensor will detect motion.
DAYLIGHT	The lux setting that the light fixture will turn on/off. If the ambient lux is more than the defined lux setting, the fixture & sensor function will turn off and remain off until the ambient lux is below the setting. Long press until the daylight indicator light is on. Then press to select the desired lux setting.
RESET	Resets the light fixture sensor parameters to the default settings.
-/+	Press to increase or decrease brightness from 0% to 100%.
TEST	Press to test the sensor (hold time is only 3s).

Note: The sensor cannot be programmed with the remote control when standing right under it. It is recommended to use brand new batteries in remote control.

PROGRAMMING INSTRUCTIONS

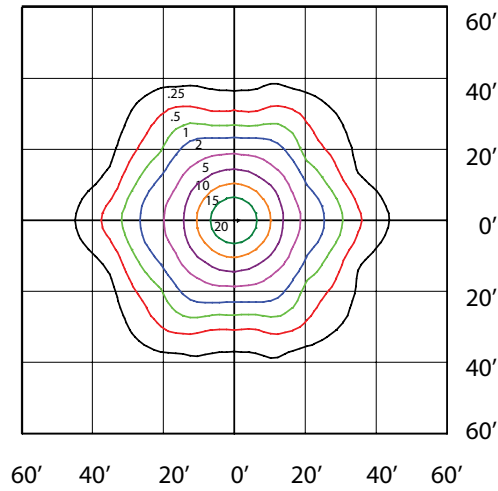
- Press ON/OFF button
- Select Settings
 - Select brightness level by pressing Brightness Button.
 - Select hold time by pressing Hold Time Button.
 - Select Stand by Dim by pressing Stand By Dim Button.
 - Select Stand by Time by pressing Stand By Time Button.
 - Select Sensitivity by pressing Sensitivity Button.
 - Optional: If Daylight sensor is desired, long press Daylight Button and then choose the daylight setting.
- Press send, fixture responds to signal by strobing.

LHB2S-LED220-H-VK-DIM (5000K)
MOUNTED AT 24 FEET

Total Lumens = 28762

Mounting 24 Feet

Maximum Calculated Value = 24.93 Fc



COLOUR SELECTABLE SWITCH

The switch is located on top of the fixture.



Easily change the colour temperature with the flip of a switch.

Setting 1- 4000K
Setting 2 - 5000K



4000K



5000K

BATTERY BACK UP DETAILS:

LHB2S-LED 9W BATTERY BACK-UP	
Rated Input Voltage	100-347VAC
Input Current	20-100mA
Input Power	8W
Power Factor	0.6 @ 100VAC, 0.5 @347 VAC
Output Wire L-out N-out (LED load input)	AC 6A Max
Output Voltage Range	DC 15-50V, 55V Max
Output Voltage (Emergency Mode)	9W
Recharge Current	0-200mA
Recharge Time	24 Hours
Discharge Time	90 Minutes
Maximum Case Temperature Tc	70°C
Ambient Operating Temperature Ta	10-60°C
Service Life	50,000 Hours
RFI/EMI	FCC

LHB2S-LED 20W BATTERY BACK UP SPECIFICATIONS	
Input Voltage	100-277Vac,50/60Hz
AC Input Current	100mA max.
AC Input Power Rating	7.0W max.
Output Power	20W
Output Voltage	25V-48Vdc
Emergency Time	90 mins
Battery Charging Current	250mA
Charging Time	24 Hours
Temperature Rating (Ambient)	0°C to +50°C (32°F to 122°F)

*Battery Back Up is factory installed inside housing.

ORDERING GUIDE:

Fixture	Wattage	Voltage	Colour Temp.	Finish	Dimming	Controls	Battery Back Up
LHB2S	LED220	B - 120-277V H - 120-347V	VK - Colour Selectable (4000K/5000K)	WHT - White*	DIM - 0-10V Dimming	BLANK - No Controls AWN - Lutron Smart Control*	BLANK BBK9 - 9W Battery Back Up BBK20 - 20W Battery Back Up

Note: Standard fixture comes with 6ft long suspending chain.

*Factory installed Lutron Athena Wireless Node with RF only (A-WN-D01-RF-WH). Gateway and controller not included.

ACCESSORIES

- 081072 - LHB1S/2S PENDANT/SURFACE MOUNT KIT
- 081075 - LHB2S WIRE GUARD KIT
- 080909 - DC MOTION SENSOR
- 080970 - DC MOTION SENSOR REMOTE CONTROL
- 081326 - HB-LED/LHB-LED 10FT CORD 600V