



# SMW4N-LED

## LED Surface Mount Wrap



### IDEAL APPLICATIONS

- Stairwells
- Hallways
- Foyers
- Utility Areas

### DESCRIPTION:

The SMW4N-LED Surface Mount Wrap is a 4' linkable linear fixture ideal for indoor use. The wraparound fixture is easy to install and features a link connector ideal for combining multiple fixtures in one row.

### FEATURES:

- Frosted polycarbonate lens creates uniform, glare-free illumination.
- Sturdy steel housing with polycarbonate end caps.
- Patented design of clips on either end facilitates quick and toolless lens removal, making it easy for the Installer to complete wiring of the unit.
- Two fixture options:  
Selectable fixture - 120-347V / VK (3500K/4000K/5000K)  
Dedicated fixture - 120-277V, 4000K .
- Colour selectable fixture allows Installer to choose between 3500K/4000K/5000K CCT using a switch inside the housing at the time of installation.
- Easy-to-use link connector or 12" interconnect cable accessories can be used to connect up to 8 fixtures in one row.
- Fixtures interconnected with 5PIN accessories can be dimmed.
- Fixture has provisions to be surface mount or suspended mount.

### SPECIFICATIONS\*

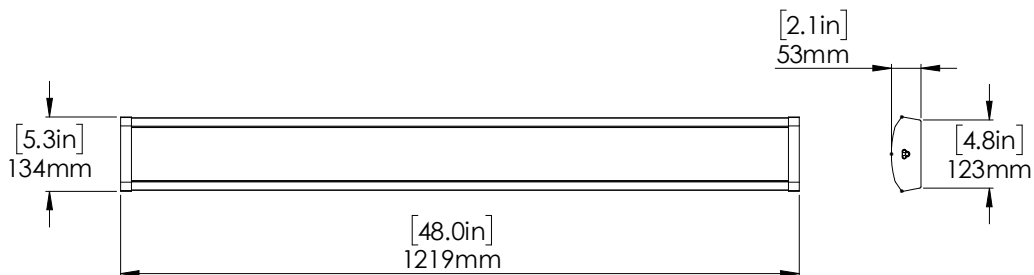
#### SMW4N-LED48

Watts	46.27W
Lumens	5801 lm
Efficacy	125.4 lm/W
Voltage	Selectable Fixture - 120-347V Dedicated Fixture -120-277V
CCT	Variable Kelvin - (3500K/4000K/5000K) Dedicated Kelvin - 4000K
Replaces Up To	2 Lamp T8
CRI	85.2
Dimming	1-10V Dim (10%-100%)
THD (%)	12.30%
Power Factor	0.985
LED Life (L80)	>54000 hours
Housing Finish	White
Housing Material	Steel
Lens Details	Frosted Polycarbonate Lens
Mounting	Surface or Suspended mount
Operating Temp.	-20°C to +40°C -4°F to +104°F
Options Sold Separately	5' interconnect cable for 5 PIN, 72"/ 6' interconnect cable for 3 PIN, Links connector for 5 PIN / 3 PIN, 12" interconnect cable for 5 PIN / 3PIN, End cap Link connector kit for 5 PIN, 5' cord & plug for 3 PIN, end cap kit for conduit entry.
Certifications	ETL Listed, IP20, 5 Year Warranty, Damp Locations, DLC 5.1

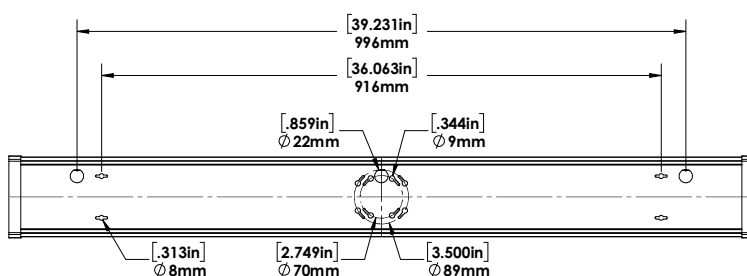
\*Specifications shown are for 120V-347V/4000K configuration.



## DIMENSIONS:



### Knockouts On Back of the Fixture



### AMPERAGE DRAW & SURGE PROTECTION

	CURRENT (A)					INTERNAL SURGE PROTECTION (kV)	
	120V	208V	240V	277V	347V	120-277V	120-347V
SMW4N-LED48	0.41A	0.24A	0.21A	0.18A0	0.15A	2kV	2kV

### TM-21 ESTIMATED LUMEN MAINTENANCE

	50,000 Hours	75,000 Hours	100,000 Hours
SMW4N-LED48	81.2%	73.1%	65.7%

Life hours are derived from IESNA LM-80 testing report and projected per IESNA TM-21 calculations.

### WEIGHTS (lbs)

SMW4N-LED48	3.65
-------------	------

### SPECIFICATIONS

Model Number	Voltage (V)	Power (W)	Light Output (Lm)	Efficacy (Lm/W)	THD (%)	PF	CCT	CRI
SMW4N-LED48-H-VK-WHT-DIM-FR (3500K)	120-347	47.72	5531	115.9	13.4	0.985	3376	83.4
SMW4N-LED48-H-VK-WHT-DIM-FR (5000K)	120-347	47.23	5706	120.8	10.1	0.983	4873	84.9
SMW4N-LED48-B-4K-WHT-DIM-FR	120-277	46	5440	118.1	16	0.99	4000	80

### LEGEND

B - 120-277V, H - 120-347V  
 VK - Colour Selectable (3500K/4000K/5000K), 4K - 4000K  
 WHT - White  
 DIM - 1-10V Dimming  
 FR - Frosted Lens

## CCT SELECTABLE SWITCH:



The fixture colour temperature on the selectable fixture can be adjusted using the switch accessed inside the fixture.

CCT can be adjusted to 3500K/4000K/5000K. Default setting is 4000K.


## EASY INSTALLATION TAB:



### Easy Installation

Clips on either end can be slid off allowing installer to easily remove the lens for ease of wiring and maintenance.

## LINK CONNECTOR



### Link Connector

The easy to use link connector fits into the end of the SMW4N-LED fixture and enables you to combine up to eight fixtures in a row.

(Fixture comes complete with 3PIN link connector in the box)

## ACCESSORY (SOLD SEPARATELY)



### SMW End Cap for Conduit Entry

Easy to install, end caps for conduit installations.

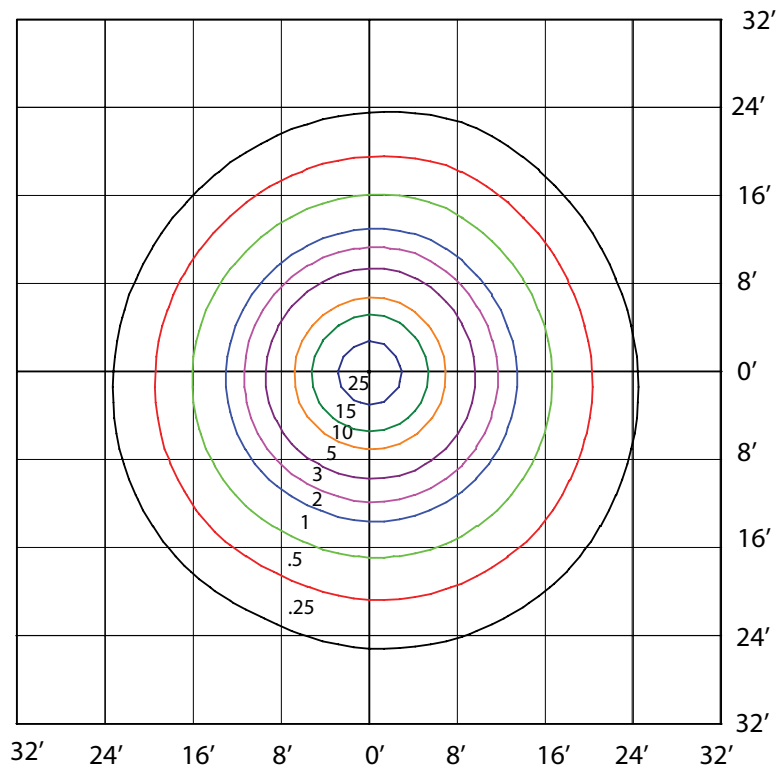
1. Remove existing cap.
2. Place new cap.
3. Attach conduit and wire.

**Note:** Conduit pipe not included.

SMW4N-LED48-H-VK-WHT-DIM-FR (4K)  
Mounted at 8 feet

Lumens 5943.5

Maximum Calculated Value 32.69 Fc



## ORDERING GUIDE:

<b>SMW4N</b>	<b>LED 48</b>			<b>DIM</b>	<b>WHT</b>	<b>FR</b>
Fixture	Wattage	Voltage	Colour Temp.	Dimming	Finish	Lens
	LED48	B - 120-277V H - 120-347V	4K - 4000K VK - Colour Selectable 3500K/4000K/5000K	DIM - 1-10V Dimming	WHT - White	FR - Frosted Lens

STOCK CODE		DESCRIPTION
SELCTABLE FIXTURE	081287	SMW4N-LED48-H-VK-WHT-DIM-FR
DEDICATED FIXTURE	080729	SMW4N-LED48-B-4K-WHT-DIM-FR

Note: Use 5PIN accessories for dimming interconnected fixtures

### ACCESSORIES SOLD SEPARATELY

#### 5PIN Accessories



#### 3PIN Accessories

